



FONDIS
understated elegance





CONTENTS

About Fondis	04
Augmented reality	05
Design & decor	07
Hygge	10
Installations gallery	
Stella III	16
Ulys	24
V Series	42
Technology	
Made to order	50
Whole house heating	51
Low emissions & Ecodesign	52
Airtightness & heat recovery	54
Combustion & catalyst	56
Accessories	
Automatic controller	58
Log boxes	59
Thermalux	60
Frames & vents	62
Technical specifications	64
Warranty	74

ABOUT FONDIS

WELLBEING IN THE HOME

Formed in 1978, we grew steadily through a focus on promoting wellbeing in the home. Our stoves are designed and produced in Alsace, France. We do nearly everything in-house, allowing us to maintain complete control with rigorous inspections at every stage of the production process.



INSPIRATION LEADS TO INNOVATION

At Fondis you, our customer, are the source of our inspiration. Our success relies on being able to react to your needs, to research, develop, produce and bring to the market the perfect response to those needs.

Fondis is dedicated to service. Our network of recognised local and national trade partners can help with specific requirements for technical support, calculations, chimney design, general enquiries and advice, rising to any challenge with enthusiasm and diligence.

The systems put in place are all about quality. Every product developed grows from a diversity of criteria: technique, performance, design, ecology. This care and attention is our signature.

At the heart of our business is a skilled and dedicated team of 60. This medium size allows us to focus on quality and consistency whilst still being agile enough to be able to listen and react to the needs, requests, and suggestions of our customers.

Visualiser

See for yourself how a Fondis stove will look in your home. ArtBeamer is a simple app that allows you to explore how one of our stoves will look in your home.

- 1** Download and install the ArtBeamer app from the Apple App store or Android Play Store. Just search for "Artbeamer". Instructions are of course also included with the app.
- 2** Take this page out of this brochure by folding and tearing along the dotted/perforated line. Stick it, with the 'pebble' side showing, on the wall where you would like to see the stove. This is called the "target".
- 3** Enter the shortcode 016487 into the app to browse all our stoves. Specific model codes are also shown in the installations gallery section.
- 4** Once you have selected your desired stove simply press "Beam". Stand around 1.5m in front of the target and point the camera of your device towards it. Your chosen stove should appear in place of the target and you can then view it from different angles and distances.



A high-contrast, black and white image showing a dense field of small, irregularly shaped objects, possibly seeds or grains, scattered across the frame. The objects are rendered in stark white against a black background, creating a textured, almost abstract pattern. In the center of the image, the word "FONDIS" is written vertically in a bold, sans-serif font, oriented from bottom to top.

FONDIS

DESIGN & DECOR

Natural

Objects used in their raw honest state, like granite boulders or gnarled tree trunks, create distinctive focus and contrast. Natural materials used as textures and wall finishes provide interest and are restful on the eye. Integrated log storage can serve a useful function as well as being an architectural feature. See page 59 for log boxes.

Vintage

The hours of craftsmanship and care that go into antiques can be breathtaking. Their handmade heritage can be a comfortable counterpoint to a minimalist clean backdrop, for example a selected vintage chair to relax in by the fire.

Connected cooking

Cooking and eating are such social activities that these spaces are now often combined. Areas for kicking back and relaxing in after a meal may be partially, but not totally, separated. A double sided stove is an effective way of defining these different spaces, and allows you to enjoy your stove from both sides.

Colour

We have noticed a shift towards the use of darker interiors which lends a cosy and intimate feel. Dark bold colours inject drama and character whilst a trend of using a shade of grey instead of white continues. An accent colour can work very well around the stove, especially as the fire is a natural focal point.



window of fire


A Fondis stove combines the cosy and natural warmth of a wood fire with the latest advances in combustion technology.

A Fondis is a practical way to heat your whole home and a pleasure to live with and use.



Designed to be built into a wall or enclosure a Fondis stove becomes an integral part of your home. A Fondis stove provides a window of fire in the wall, leaving everything else as a blank canvas ready for your inspiration. Often the installation may take the form of a Feature Wall incorporating integrated log storage, lighting, shelving, as well as entertainment systems.

A Fondis helps you to achieve the look and feel you want, whether you seek a modern minimal look with clean lines and emphatic yet simple shapes, or something more traditional like a stone fire surround for the look and feel of an open fire.



Hygge-maker

When you choose to make a Fondis a part of your life you are opting for much more than a high quality heating device. Ultimately the fire you introduce at the heart of your home is a social thing, a human thing. We work to live, but sometimes we need reminding. A Fondis creates a comfortable space which encourages relaxation, enjoyment, sociability, calm.

The Danish word hygge is a great way to sum up the atmosphere which a Fondis stove creates. There is no single English word which does it justice, although cosy and warm come close.

You will have experienced hygge already:

It is a savouring, an experience of life's simple, honest pleasures. Less is more. The unspoken thread, an understated elegance, an integrity of form to follow. You are in a comfortable, secure space. It helps if its cold outside, but it doesn't have to be.

A good book, the smell of something freshly baked (ideally made by you), a drink, some candles, the scent of cinnamon, pine needles and wool. A blanket, that favourite cosy chair or just a thick rug on the floor.

Chatting with friends, family, loved ones. Time just flows with unforced and unplanned enjoyment, almost a dance. In the background flickering flames, turning eventually to glowing embers.

Put another log on, not time to finish just yet.





INSTALLATIONS GALLERY

The following pages illustrate some of the installation designs which are possible to achieve. The installations featured are organised by our 3 main product groups: Stella III, Ulys and V Series. We hope that this allows you to draw inspiration for your own project.

Your Fondis dealer will help you to choose the correct model for your needs, as well as being there to work together with you on the overall installation design.







ARTBEAMER SHORTCODE: 60110

ULYS 1100

■ STELLA III



- GLIDING GLASS DOOR
- SELF CLEANING WINDOW

■ ULYS



- SUITABLE FOR AIRTIGHT HOMES
- SLIDING RAISABLE DOOR
- SELF-CLEANING GLASS

■ V SERIES



- COMPACT DESIGN
- SOFT HANDLE

STELLA III

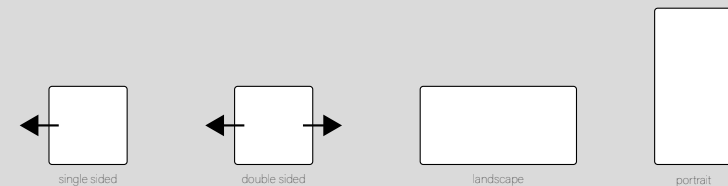
A key feature of Stella III stoves is that there is no lower door frame interrupting the view of the flames, it is just the sheet of heatproof glass that slides smoothly up and down to open and close the door. This makes Stella III stoves particularly flexible when it comes to interior design. With so little in the way of the "window of fire" the look and feel of the room is given free reign.



Gliding glass

The glass door slides smoothly up into the wall to open, giving an exceptional view of the flames. When released the glass stays in the desired position.

Use Augmented Reality via the Artbeamer app to see what each stove will look like in your home: just follow the instructions on the printed target marker included with this brochure. See page 5.



A pleasure to use

A single slider gives easy precision control.

Self-cleaning glass

Stella III stoves use special Visioceram glass which has an innovative self-cleaning coating.





STELLA III H700 DF DOUBLE SIDED

ARTBEAMER SHORTCODE: 60109



WHY COMPROMISE?

A traditional fireplace requires a big open chimney that sucks warm air out of your house all day and night. But why compromise?

Combine the heritage of a traditional stone surround with the latest combustion technology in a Fondis stove. Have the look and feel of a traditional open fire, but with all the performance, safety and convenience of a modern wood stove. And keep your house airtight in the process.



STELLA III H700

ARTBEAMER SHORTCODE: 60106



OPEN FIRE OR STOVE?

Hear the crackle and feel the heat on your face: slide the door up to the open position to use your Stella III as an open fire.

For precise control, an efficient burn, and the ability to generate significant heat just slide the door shut and use your Stella III as a stove.



STELLA III V350, ARTBEAMER SHORTCODE: 60108



Access

Should it be required it is simple to gain full access to the door and firechamber. Just pull out the levers at the top of the door on each side and it will hinge open.




For all types of home

Stella III are suitable for use in existing houses as well as newbuild homes.

Stella III stoves can be burnt at both high and low heat outputs whilst still maintaining efficiency and an excellent flame pattern.

The ability to connect an external air duct to supply the air used for combustion eliminates draughts in the room and maintains the airtightness of the building.

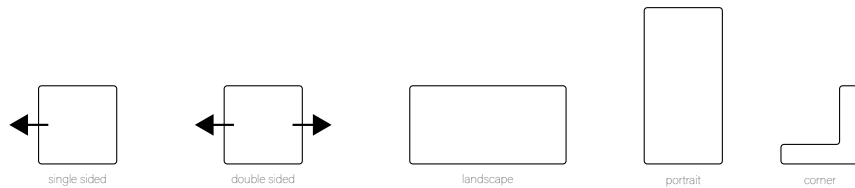




STELLA III DF H700, ARTBEAMER SHORTCODE: 60109

ULYS

Ulys are a range of efficient woodburning inset stoves. Designed to be installed in a wall or enclosure, Ulys stoves provide a window of fire in the home. The door slides smoothly up into the wall to open and Ulys stoves also have the ability to connect hot air ducts to move warmth to other rooms or throughout the house.



Use Augmented Reality via the Artbeamer app to see what each stove will look like in your home; just follow the instructions on the printed target marker included with this brochure. See page 5.

Sliding Door

The door slides smoothly up into the wall and out of sight to open, giving an exceptional view of the flames (and the ability to use the stove as an open fire). Notice that there is no wobble in the movement and yet you can slide the door up with just one finger.

You get a good feel for the quality of our stoves by using the door, just as you can with a car. That reassuring weight, a smooth sure action. As the door reaches the very end of its run notice that there is a slight move inwards makes the seal with the main body of the stove. This avoids unnecessary friction which would hinder the action of the door and wear out the fire rope.



EASY to use

A single elegant lever gives precision control over the burn rate.





ULYS 900 DF

ARTBEAMER SHORTCODE: 60112



OPEN FIRE OR STOVE?

Sitting by a traditional open fire is a wonderful experience, the heat on your face, the sound of the crackling logs. However an open fire is not efficient and is constantly sucking warm air out of your home. But why compromise?

With a Fondis stove you have the best of both worlds.

With a traditionally-designed setting for your stove you can enjoy the look and feel of an open fire just by sliding the door open. Shut the door again and regain the benefits of Fondis' advanced combustion design and control.



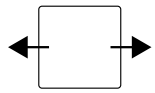


Access

A Fondis will give you many years of good service making easy maintenance an important consideration. To access the firechamber simply disengage a top retaining bar and the door hinges fully open.







Double Sided

A double sided Ulys stove can be built in to a wall between rooms, or installed in column or cubic block within a room to create an dynamic feature. The stove can be loaded and controlled from both sides.



Self-cleaning glass

An innovative coating means the glass of every Ulys stove, including our double sided models, keeps itself clean to preserve the glorious view of the flames.





ULYS 900 DF DOUBLE SIDED

ARTBEAMER SHORTCODE: 60112

partial partition

A double sided stove allows you or your designer to gracefully create distinct zones within a large room. Often a soft seating area may be on one side with a dining area on the other. Space and distance are deliberately emphasised by this partial division, which would be lost if a solid wall had been used instead.





ULYS 900 DF

ARTBEAMER SHORTCODE: 60112



SPREAD THE WARMTH

Ulys stoves can be connected to up to 4 hot air ducts. These carry air warmed by the stove to other rooms in the house. Usually the warmth will travel down the ducts surprisingly well without assistance, spreading the heat throughout the house. An automated fan unit is available for larger houses or where rooms are far away from the stove.



External air

Ulys stoves can be connected to an external air duct. This reduces draughts making them well suited for use in the modern, well sealed, home.

If your home uses a heat recovery ventilation system then specify a Ulys Psiv model which is made to even more airtight than standard.



ULYS 900 CORNER

Not just a brick

Firebricks are an important element in achieving controllability and clean and efficient burning. Ours are formed under high pressure and baked at over 1000°C giving a dense and durable brick with excellent heat retention properties.

That is why a Fondis keeps its wonderful flame pattern, even when burnt at very low outputs.





ULYS 800V

ARTBEAMER SHORTCODE: 60114

under the hood

Peel back the normally hidden layers of a Ulys stove and you start to get a sense of the care and attention that goes into every aspect of a Fondis stove.

- On the inside dense, tough firebricks lead to excellent combustion in the firebox.
- Heat from the wood passes through the main metal body of the stove to the air void beyond.
- Air enters at the base of the stove, is warmed, and exits through the hot air connections on top where it can then be ducted throughout the home.
- Then come the ceramic insulation panels before the final outer metal cladding is added.

All these layers interact to help create a stove which heats effectively and burns beautifully at both high and low outputs.



Corner

Our corner version is available as a left-handed or right-handed model and features a single sheet of glass bent at a right angle to take it around the corner. The door slides up and into the wall to open.

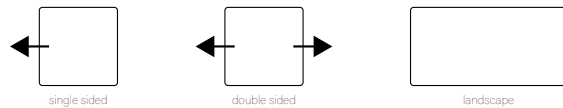


ULYS 900 CORNER



V SERIES

V Series are a range of woodburning inset stoves that are ideal for use when the space for installation is limited. Efficient and easy to control, the V Series feature a hinged door with a cool-to-the-touch ergonomic handle.



Use Augmented Reality via the Artbeamer app to see what each stove will look like in your home; just follow the instructions on the printed target marker included with this brochure. See page 5.



Soft handle

A soft, cool-to-the-touch handle allows the door to hinge open.



External air

Connect the stove to an external air duct to keep the house airtight and minimises draughts in the room.



Self-cleaning glass

We use Visioceram glass for our V Series stoves which has a self-cleaning coating.



Easy to control

Two air levers give control over the primary and secondary air. Primary air is used as a boost when lighting the fire or refuelling.

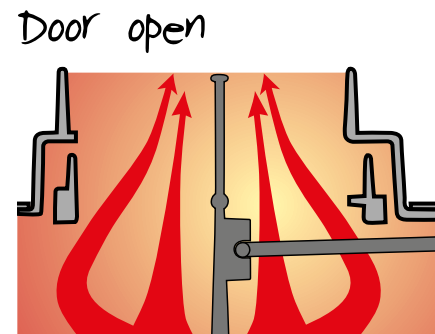


V80L CORNER

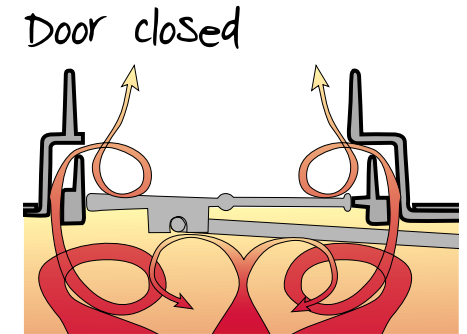


SMOKE BYPASS

Open the door of one of our stoves and a damper simultaneously opens allowing a greater volume of air to flow through the stove and up the chimney, carrying all the smoke with it. Close the door and the damper returns to the closed position, increasing the efficiency of the burn.



The bypass baffle opens allowing the fumes to go straight up the chimney to avoid smoke escaping into the room



The bypass is closed which means that the flue gases take a longer route recovering the maximum heat





Simple install

Because of their compact size Fondis V Series require less room for installation which makes them suited for those situations when space is limited.



V60L

TECHNOLOGY & ACCESSORIES

The following pages highlight just some of the features, technology and advances which go into making Fondis stoves exceptional.

There are design considerations which are important to integrate into your project at an early stage to make the most of the possible benefits.

Lastly we show some products which facilitate the installation, making the job quicker, easier and more effective.






Made to order

Advances in machining and software means that forward-thinking companies now offer just-in-time manufacturing and increasingly customised and personalised products.

At Fondis we have always embraced new developments and innovations which helps us maintain an agile and responsive approach. We recognise that just as no two people are the same, each stove installation is different. If one of our off-the-shelf stove models is not the perfect solution for you then we also offer custom sizes within the Ulys range.

We work with you to clarify and define the sizes and options which you require and then we make your stove just for you. We think you will be pleasantly surprised by the short lead times and we know you will be impressed with the quality.

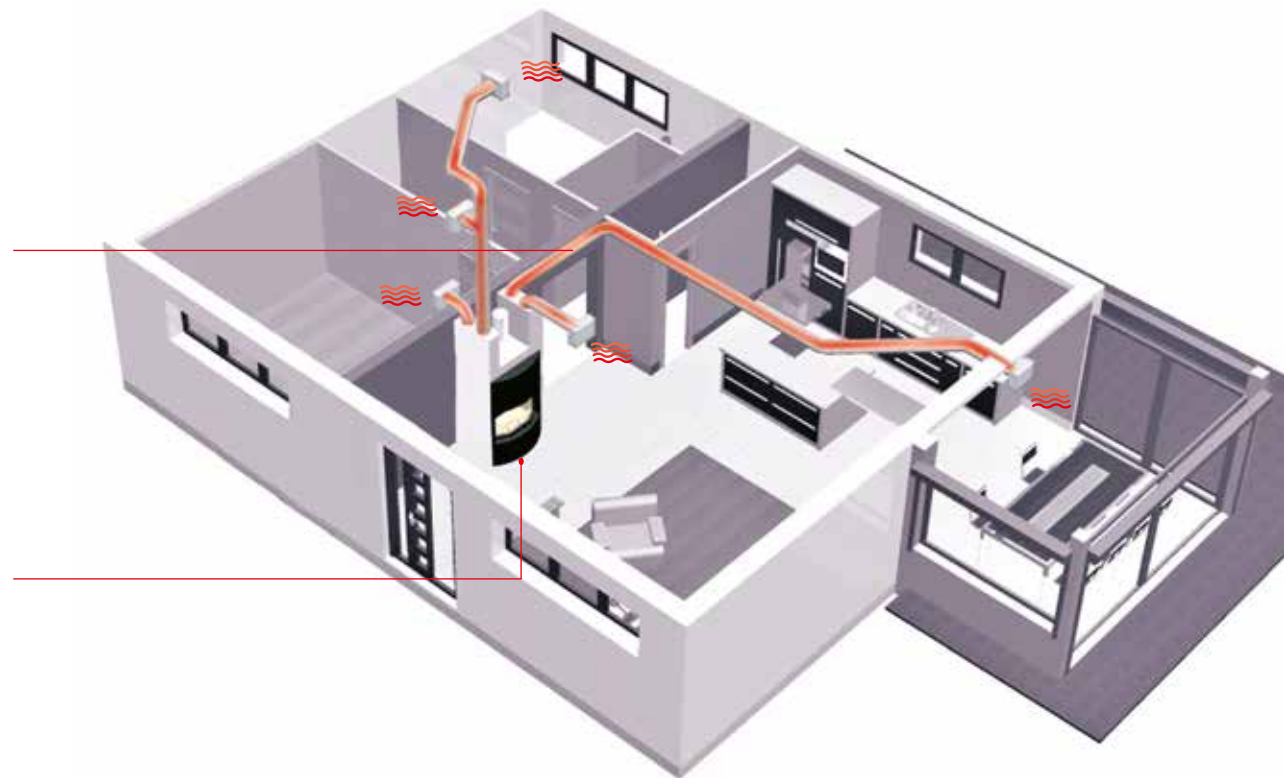


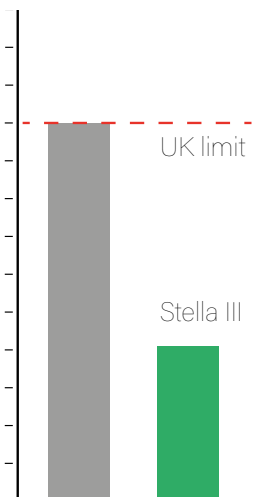
Heating the whole home

Air ducts can be directly connected to Ulys and V Series stoves and then run to other rooms in the home. Warmed air moves under its own volition through the ducts providing a silent and virtually maintenance-free way of heating your whole home. Simple, effective and elegant.

Hot air vents are located near the stove and in adjacent rooms, either fed directly from the stove installation chamber or via hot air ducts

Heat also passes directly to the room through the window of the stove





LOW EMISSIONS

In the UK stoves must be tested and approved for use in towns and cities which are designated as Smoke Control Areas. Stoves which are good enough to pass these tests often require some modifications. Not the Fondis Stella III 700.

The results from the independent test lab showed that the Stella III 700 beat the strict criteria by over 50%, with no modifications needed.



ECODESIGN READY

Ecodesign is a new set of EU-wide regulations with strict particulate and NOX emission limits that will apply to all new stoves by 2022. Many of our stoves already meet the proposed criteria and are Ecodesign Ready.





AIRTIGHT HOMES

Energy efficiency improvements mean that today's buildings are increasingly airtight. This means that the stoves that go into them have to be too.

Extra-sealed for heat recovery

Our 'Psiv' models take airtightness a step further with additional sealing carried out before they leave the production line. This makes Psiv models ideal for use in air-sealed houses and those using heat recovery ventilation systems.


Your stove's snorkel

All Fondis stoves can be connected to an external air duct. This supplies all the air which the stove needs for combustion from outside the house. This helps to maintain the high airtightness of the building

Spreading the heat

An added bonus is that the ventilation system will distribute the heat from your Fondis throughout your home. By increasing the hourly ventilation exchange rate to the room in which your stove is installed you can help the system spread the heat even more effectively.


Although some of our stoves may be large they can all comfortably burn at reduced rates so as not to overheat a modern home.



airSMART


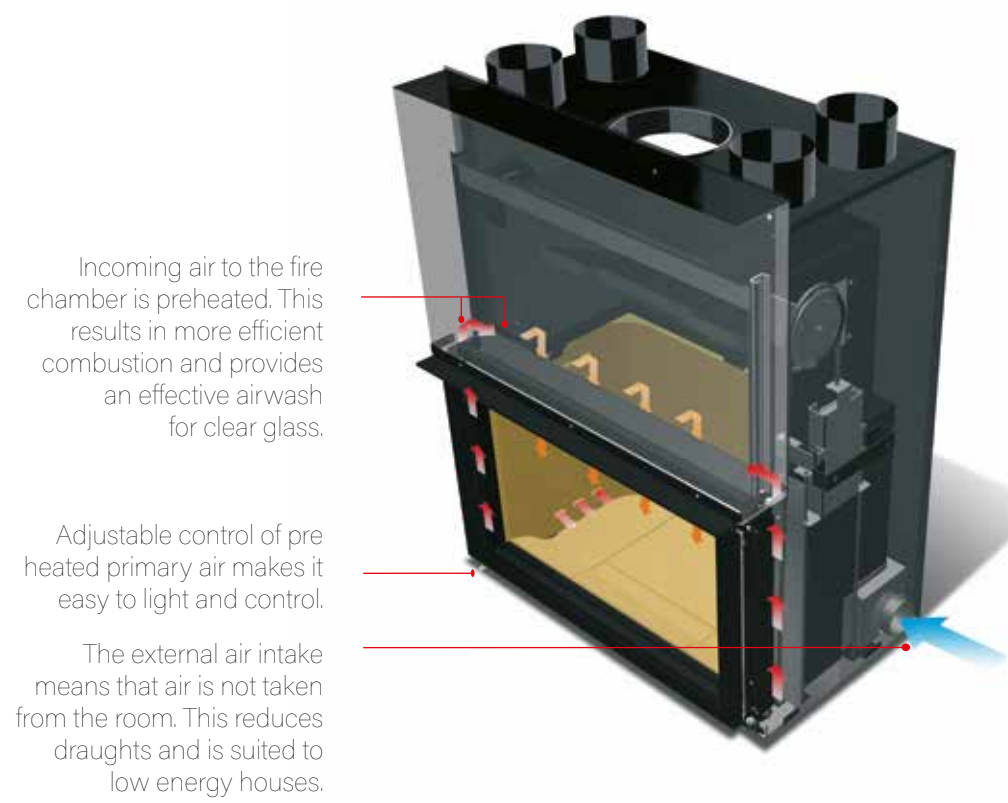
When the door of your Fondis is opened to light the fire or to refuel air is drawn from the room and up the chimney. When fitted with either an airSMART stand-alone unit, or with our airSMART automated controller (see page 58) an air vent opens to the room whenever the door of your Fondis is opened. This supplies the fresh air required to stop smoke escaping into the room.

All Fondis stoves also have a bypass system which opens up to allow a higher volume of air through.



OPTIMUM COMBUSTION

By providing control over the environment in which wood burns a Fondis maintains efficient combustion and wonderful flame patterns over a wide range of outputs, whether you have your stove blazing on a winter's day, or gently burning a couple of logs. .



ZERO CO CATALYST

We have been using catalyst technology in stoves to achieve even lower emissions and higher efficiencies since 2009.

ZE models have a catalyst incorporated at the top of the fire chamber which further reduces CO and particulates. Electric heating elements ensure that the catalyst quickly reaches an operating temperature of 200°C when the fire is first lit. This ensures that Zero CO works at all stages of combustion, particularly at the beginning and end of the burn, which is when the catalyst will be of most use. This is automatic, leaving you free to enjoy the fire.

- Reduced CO
- Reduced particulates
- Increased efficiency

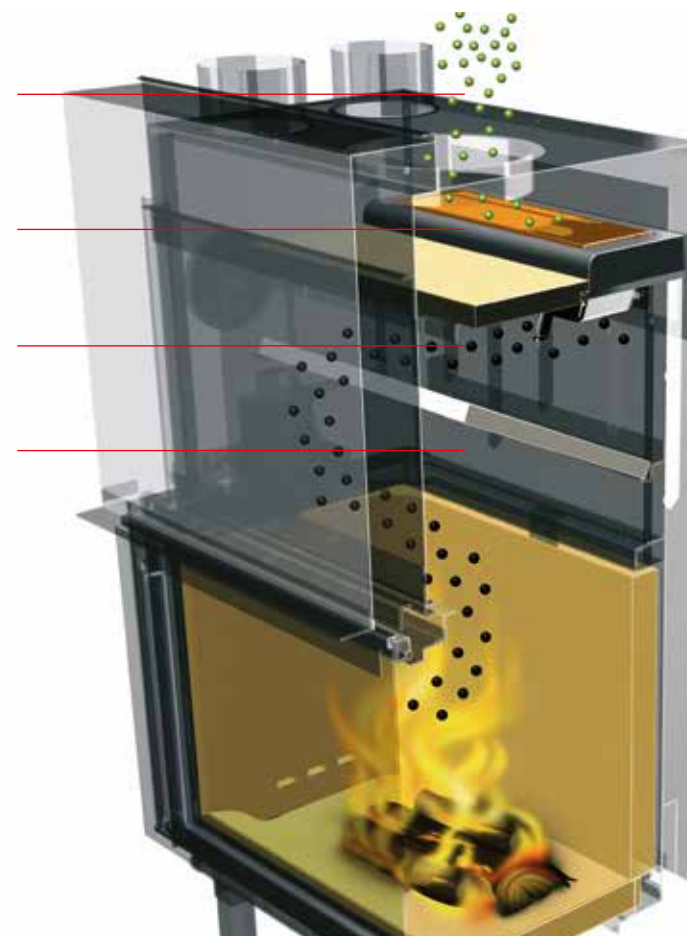
The Ulys[®] 700 and 900 can both be supplied with the Zero CO catalyst, or it may be retrofitted

Particulates and CO levels are reduced by around 90%

Upon contact with the metals of the catalyst particulates, CO and other pollutants are oxidised.

Electric heating bring the catalyst up to working temperature if needed

A baffle protects the catalyst from the intense heat of direct flames



AUTOMATIC CONTROL

Our automated controller lends many helping hands: it constantly watches over your stove so you don't have to, adjusts it up or down as required, adds in safety features and increases overall efficiency.



An efficient burn

The exhaust temperature is monitored and the burn rate continually adjusted to achieve an efficient and even burn.

Reducing heat losses

When your stove is not burning the controller shuts down the air supply. This stops the flow of air through the stove and chimney and so stops heat leaving your home.

Safety

Many potential problems are overcome because the controller senses when your stove is getting too hot and progressively shuts it down in response.


Open the door

When you open the door of any stove air is drawn from the room and up the chimney. The Fondis bypass damper (see page 45) opens at the same time to allow a greater volume of air to pass. This air needs to enter the house somewhere. Old houses tend to be quite leaky, with plenty of places for the air to enter. In the modern, well sealed home it is another matter.

airSMART

Upgrade the controller with airSMART and a door sensor fitted to the stove allows the controller to automatically open an air vent to supply fresh air to the room whenever the door of the stove is opened.

If you do not require the full controller then the door sensor and air supply vent are also available as an airSMART stand-alone unit.



LOG BOX

Stunning yet practical, our log boxes are available in two sizes. Quick and easy to install, they allow you to incorporate the natural texture of logs into your design as well as providing a store of firewood near your stove. Log boxes may be used vertically or horizontally.



Thermalux

A heat resistant sheet material, Thermalux is versatile enough to enable you to realise your designs, however ambitious.

Thermalux is self-supporting and requires no metal framework. It can be quickly worked and shaped using standard wood tools, then glued and screwed into place and finished with a coat of plaster.



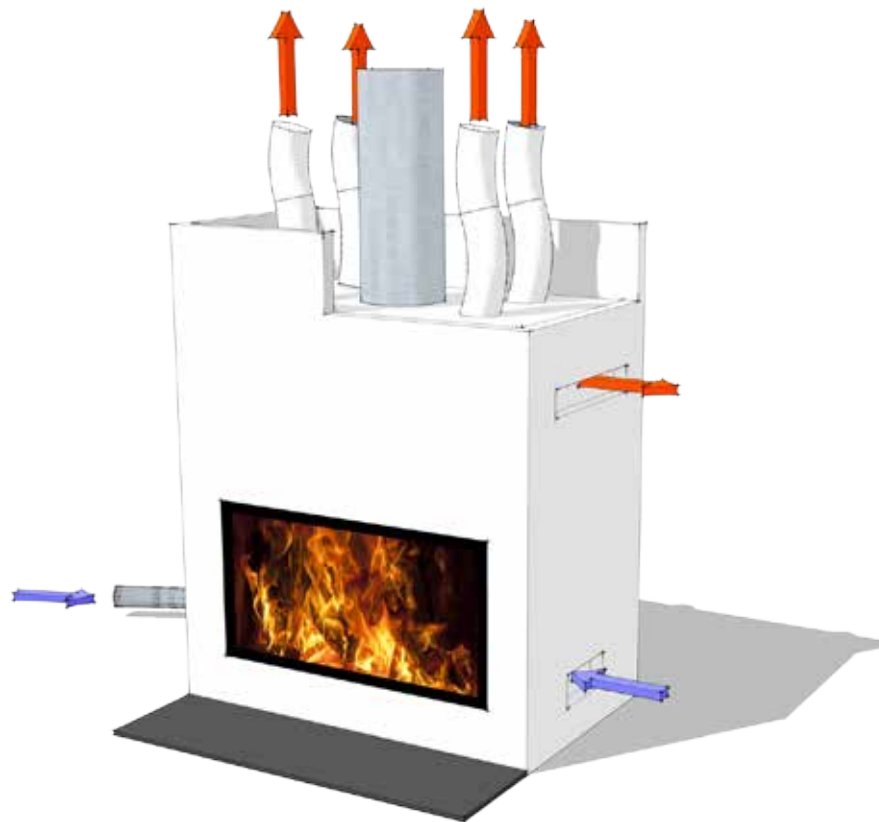
Fitting frames and air vents is simply a matter of accurately cutting a hole and then sliding the element into place.



Creating complex shapes is just a matter of building up successive layers of Thermalux. Strips of Thermalux may be screwed to the wall to provide the first fixing points.

Freestanding columns and stand-alone blocks within a room are easy to achieve, as is a flat wall installation.

Thermalux is both insulating and heat resistant and so a backing sheet with a ventilation air gap behind can be used to protect combustible walls in the building if required.



FRAMES

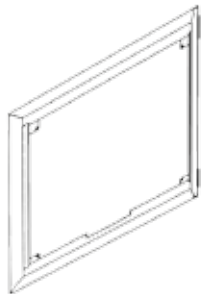
To finish the installation we offer elegant and unobtrusive frames finished in matt black. The frames are installed at the end of the job when the plastering and decorating has been finished.

Stella III and Ulys have straight frames in two depths, one suitable for use with Thermalux, the other for masonry.

For V Series a bevelled frames in a single depth is available.

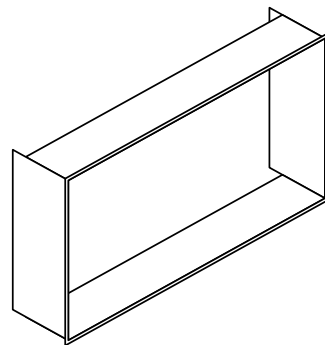
Bevelled

For V Series stoves.



Straight

Straight frames for Stella III and Ulys. Available for Thermalux or masonry.



VENTS

Air must be allowed to circulate through the installation chamber of your Fondis stove in order to pass warmth to the room. Vents near the floor allow cool air into the chamber, whilst those at the top allow the warmed air back out. These vents may be cleverly hidden by incorporation into alcoves, chimney breast returns or as part of a shadow gaps in the design. We supply a range of slot vents and grilles in various sizes to simplify the installation process.



TECHNICAL SPECIFICATIONS

There follows measurements, dimensions and details for our stoves.
Further information may be found in our installation manuals.






STELLA III V350



Heat output. 7 kW
Efficiency. 77,2 %

Reduced output .. 3,5 kW

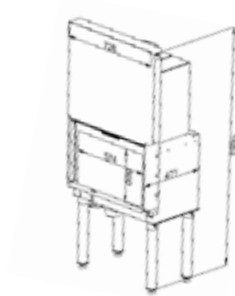


STELLA III H600



Heat output. 7 kW
Efficiency. 77,2 %

Reduced output .. 3,5 kW

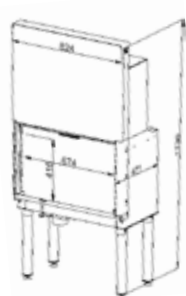


STELLA III H700



Heat output. 13,5 kW
Efficiency. 76,7 %

Reduced output .. 6,8 kW

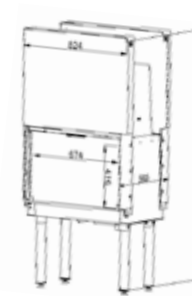


STELLA III H700 DF
DOUBLE SIDED



Heat output. 13,5 kW
Efficiency. 77 %

Reduced output .. 6,8 kW

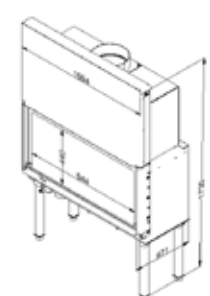


STELLA III H1000



Heat output. 13,5 kW
Efficiency. 75 %

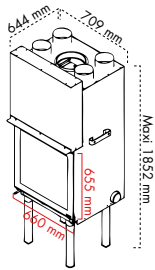
Reduced output .. 6,8 kW



ULYS 600V



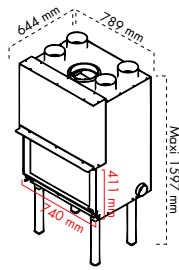
Heat output.....11 kW
Efficiency.....78 %
Reduced output .. 3,6 kW



ULYS 700



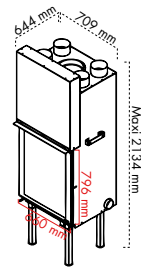
Heat output.....11 kW
Efficiency..... 82,1 %
Reduced output .. 3,5 kW



ULYS 800V



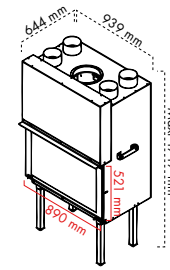
Heat output.....13,5 kW
Efficiency.....81 %
Reduced output .. 3,5 kW



ULYS 900



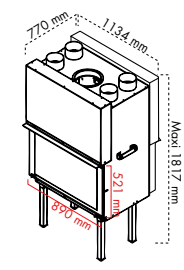
Heat output.....15,9 kW
Efficiency.....79 %
Reduced output .. 5,3 kW



ULYS 900 DOUBLE SIDED



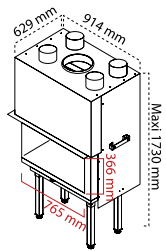
Heat output.....14,9 kW
Efficiency.....74 %
Reduced output .. 4,9 kW



ULYS 900 CORNER



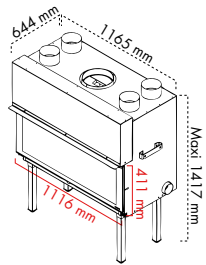
Heat output.15,9 kW
 Efficiency.79 %
 Reduced output . . 5,0 kW



ULYS 1100



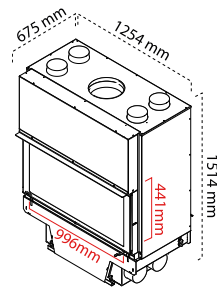
Heat output. 14 kW
 Efficiency.79 %
 Reduced output . . 4,6 kW



ULYS 1100 XXL




Heat output.17 kW
 Efficiency.74 %
 Reduced output . . 5,6 kW



V60L



Heat output.7,9 kW
 Efficiency.75 %
 Reduced output . . 2,6 kW

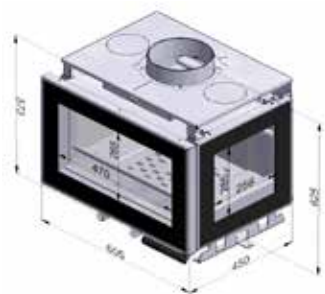


V60L CORNER



Heat output.....7,9 kW
Efficiency.....75 %

Reduced output .. 2,6 kW

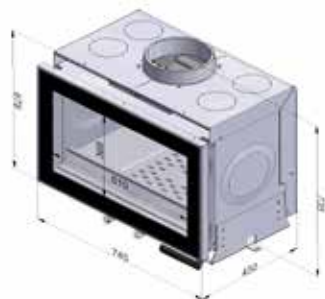


V80L



Heat output..... 11,5 kW
Efficiency..... 77,8 %

Reduced output .. 3,7 kW




V80L CORNER



Heat output..... 11,5 kW
Efficiency..... 77,8 %

Reduced output .. 3,7 kW




V80L DF
DOUBLE SIDED



Heat output.....11 kW
Efficiency.....78 %

Reduced output .. 3,7 kW



V100L



Heat output..... 14 kW
Efficiency.....74 %

Reduced output .. 4,7 kW



STELLA III



TESTED AT NORMAL RATE

EFFICIENCY (%)	77,2	77,2	76,7	77	75
HEAT OUTPUT (KW)	7	7	13,5	13,5	13,5
CO EMISSIONS (% @ 13% O2)	0,08	0,08	0,02	0,02	0,02
DUST EMISSIONS (MG/M3 @ 13% O2)	34,1	34,1	20,65	20,65	20,65
WOOD CONSUMPTION (KG/H)	2,2	2,2	4,3	4,3	4,3

TESTED AT REDUCED RATE

HEAT OUTPUT (KW)	3,5	3,5	6,8	6,8	6,8
WOOD CONSUMPTION (KG/H)	0,92	0,92	1,77	1,77	1,77

FEATURES

INTERNAL DIAMETER OF FLUE OUTLET (MM)	175	175-225	175-225	175-225	175-225
NET WEIGHT (KG)	130	150	171	224	220
MAX LOG LENGTH (CM)	33	50	50	50	60

ADDITIONAL INFORMATION

ECODESIGN READY	■	■	■	■	
SMOKE CONTROL EXEMPT MODEL AVAILABLE			■		



TESTED AT NORMAL RATE

EFFICIENCY (%)	78	82,1	81,3	81	79	80
HEAT OUTPUT (KW)	11	11	11.2	13,5	15,9	14,7
CO EMISSIONS (% @ 13% O2)	0,13	0,08	0,02	0,11	0,16	0,02
DUST EMISSIONS (MG/M3 @ 13% O2)	40	23.2	26	32	60	25
WOOD CONSUMPTION (KG/H)	3,04	2,88	3,34	3,58	4,32	3,95

TESTED AT REDUCED RATE

HEAT OUTPUT (KW)	3,66	3,53	3,5	4,5	5,3	4,9
WOOD CONSUMPTION (KG/H)	1,01	0,84	0,86	1,19	1,44	0,86

FEATURES

INTERNAL DIAMETER OF FLUE OUTLET (MM)	175-225	175-200	175-200	175-225	175-225	175-225
NET WEIGHT (KG)	245	200	237	280	264	301
MAX LOG LENGTH (CM)	60	50	50	70	60	60

ADDITIONAL INFORMATION

ECODESIGN READY	■	■	■	■	■	■
SMOKE CONTROL EXEMPT MODEL AVAILABLE						

Fondis stoves are highly controllable and can be burnt slowly with a reduced heat output, whilst maintaining efficient performance and fantastic flame patterns.

ULYS



TESTED AT NORMAL RATE

EFFICIENCY (%)	74	79	79	74
HEAT OUTPUT (KW)	14,9	15,9	14	17
CO EMISSIONS (% @ 13% O2)	0,14	0,16	0,13	0,12
DUST EMISSIONS (MG/M3 @ 13% O2)	62	60	40	35
WOOD CONSUMPTION (KG/H)	4,32	4.32	3,81	6,65

TESTED AT REDUCED RATE

HEAT OUTPUT (KW)	4,90	5,00	4,6	5,6
WOOD CONSUMPTION (KG/H)	1,44	1,5	1,27	1,5

FEATURES

INTERNAL DIAMETER OF FLUE OUTLET (MM)	175-225	175-250	175-225	175-250
NET WEIGHT (KG)	340	237	270	325
MAX LOG LENGTH (CM)	60	60	70	70

ADDITIONAL INFORMATION

ECODESIGN READY

SMOKE CONTROL EXEMPT MODEL AVAILABLE

Fondis stoves are highly controllable and can be burnt slowly with a reduced heat output, whilst maintaining efficient performance and fantastic flame patterns.

V SERIES



TESTED AT NORMAL RATE

EFFICIENCY (%)	75	75	77,8	77,8	78	74
HEAT OUTPUT (KW)	7,9	7,9	11,5	11,5	11	14
CO EMISSIONS (% @ 13% O2)	0,16	0,16	0,02	0,02	0,08	0,28
DUST EMISSIONS (MG/M3 @ 13% O2)	37	37	36	36	74	
WOOD CONSUMPTION (KG/H)	2,65	2,65	3,6	3,6	3,3	4,25

TESTED AT REDUCED RATE

HEAT OUTPUT (KW)	2,6	2,6	3,7	3,7	3,7	4,6
WOOD CONSUMPTION (KG/H)	0,88	0,88	1,2	1,2	1,2	1,4

FEATURES

INTERNAL DIAMETER OF FLUE OUTLET (MM)	150-175	150-175	150-200	150-200	150-200	150-200
NET WEIGHT (KG)	100	107	130	133	146	164
MAX LOG LENGTH (CM)	50	50	50	50	50	50

ADDITIONAL INFORMATION

ECODESIGN READY



SMOKE CONTROL EXEMPT MODEL AVAILABLE



warranty

We build with quality and longevity in mind. Like other high quality, hand-finished products, treat your Fondis with the respect and care and you should expect many long years of enjoyment from it. We provide a 5 year warranty on the body of our stoves against manufacturing defects, 2 years on internal parts (excluding rope seals and glass).







FONDIS
understated elegance